PRODUCT BROCHURE & WALKTHROUGH

iTach Technologies · Mombasa, Kenya

OPERATIONS & INDUSTRY

AutoGarage Pro

Garage & motor workshop management system

Run your garage from job card to M-Pesa payment: digital job cards, online quotations, a mechanic app, bays and scheduling, parts and purchasing, invoices, and a customer portal with your own garage website.

garage.itach.net

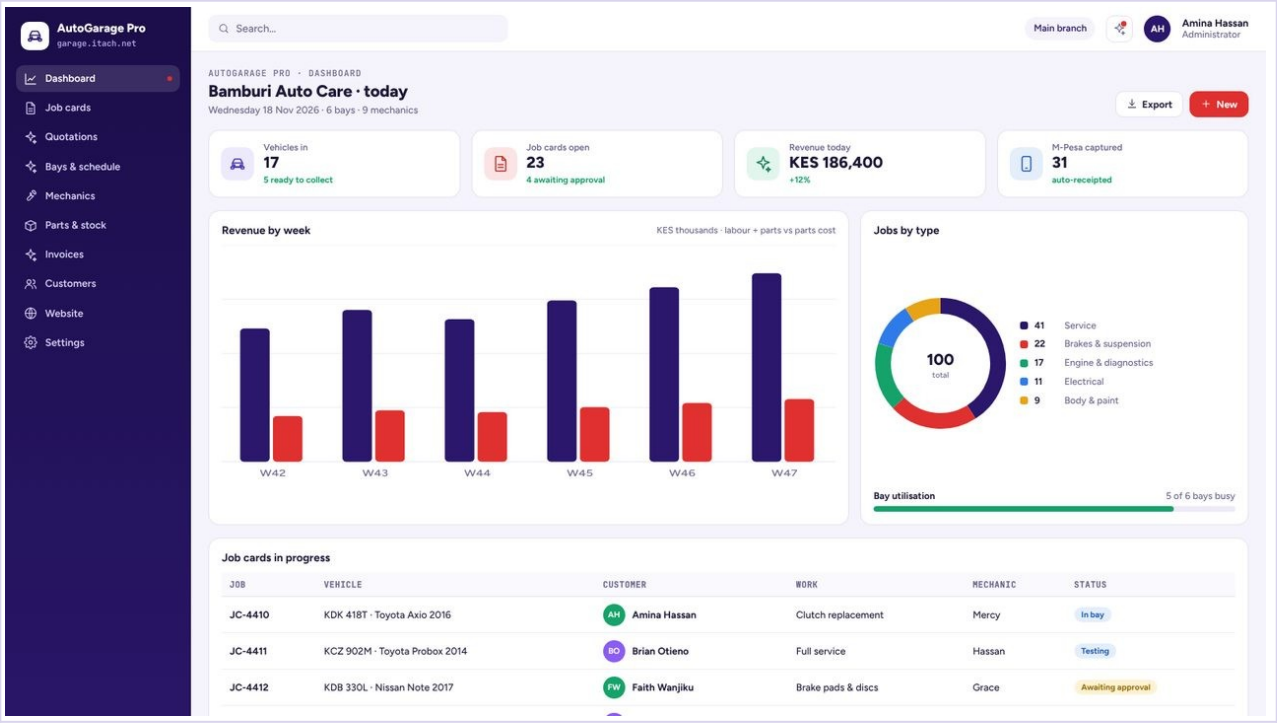

WEB ADDRESS	WORKS ON	GET A DEMO
garage.itach.net	Phone, tablet, computer	0731 477 449

OVERVIEW

What AutoGarage Pro does

THE CHALLENGE

Job cards on paper, parts that leave the store without being billed, mechanics' time that is never recorded, and customers calling all day to ask whether their car is ready.

THE SOLUTION

Run your garage from job card to M-Pesa payment: digital job cards, online quotations, a mechanic app, bays and scheduling, parts and purchasing, invoices, and a customer portal with your own garage website.

Built for

Garages, motor workshops, service centres, tyre & auto-electric shops and corporate fleets.

Popular with: transport and logistics companies, garages and motor workshops

Key features

- ✓ **Digital job cards and online quotations customers approve by phone**
- ✓ **Mechanic app, bays and scheduling**
- ✓ **Parts, stock and purchasing**
- ✓ **Invoices with M-Pesa, Airtel Money and bank SMS payment capture**
- ✓ **Customer portal with repair tracking and online booking**
- ✓ **Fleet maintenance, branches and 12 ready-made roles**

What you gain

01	02	03
Every repair tracked from job card to payment	**Customers approve quotes and pay faster**	**No lost parts or unbilled labour**

Who uses it

Role	What they do in AutoGarage Pro
Service advisor / reception	Opens job cards, inspects vehicles and sends quotations.
Mechanics	Use the mechanic app for tasks, parts requests, time and photos.
Parts & store	Issues parts to job cards, reorders and receives stock.
Cashier / accounts	Invoices jobs and records M-Pesa, Airtel Money, bank and cash payments.
Owner / manager	Sees bays, branches, mechanics' output and profit.
Customers	Book online, approve quotes, track repairs and pay.

WALKTHROUGH

A walk through AutoGarage Pro

Here is how a typical organisation uses AutoGarage Pro, step by step. Each step matches a screen you will see in the live demo at **garage.itach.net**.

1

STEP 1

Open a digital job card

Search by registration or customer, record mileage, complaints, an inspection checklist and photos, and open the job card in seconds.

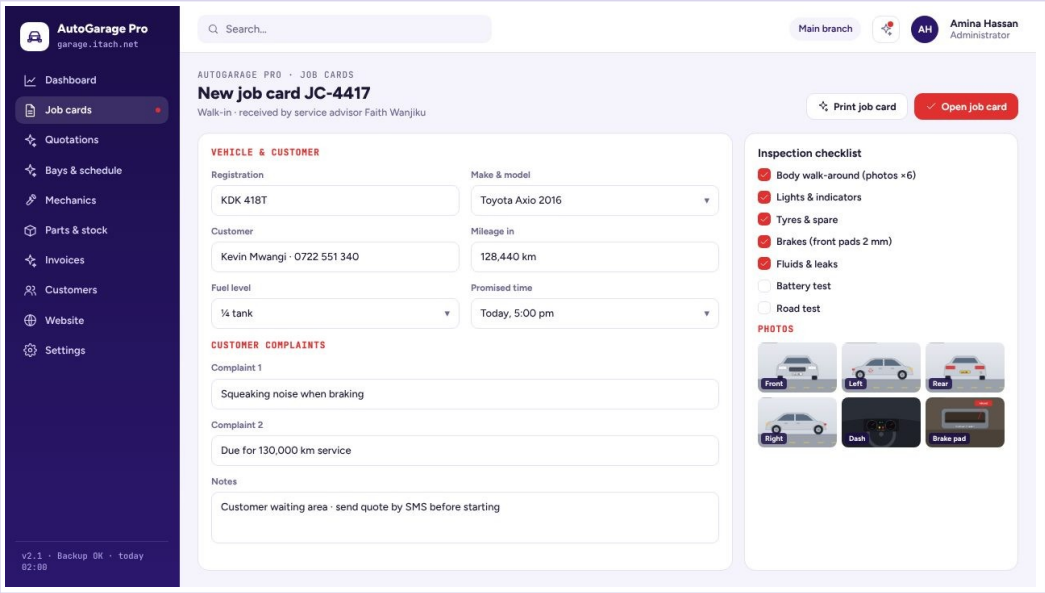

2

STEP 2

Send a quote the customer approves online

Send the quotation by SMS or WhatsApp. The customer sees parts and labour and approves with one tap, so work starts only after approval.

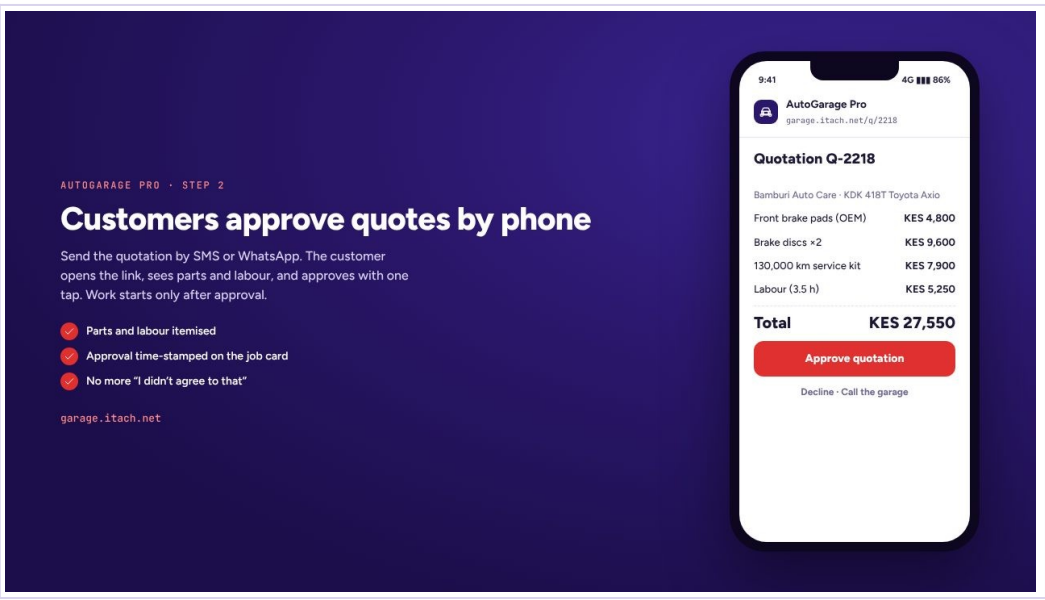

3

STEP 3

Assign bays and mechanics

See every bay at a glance and move jobs from waiting to in bay, testing and ready, with a mechanic on each job.

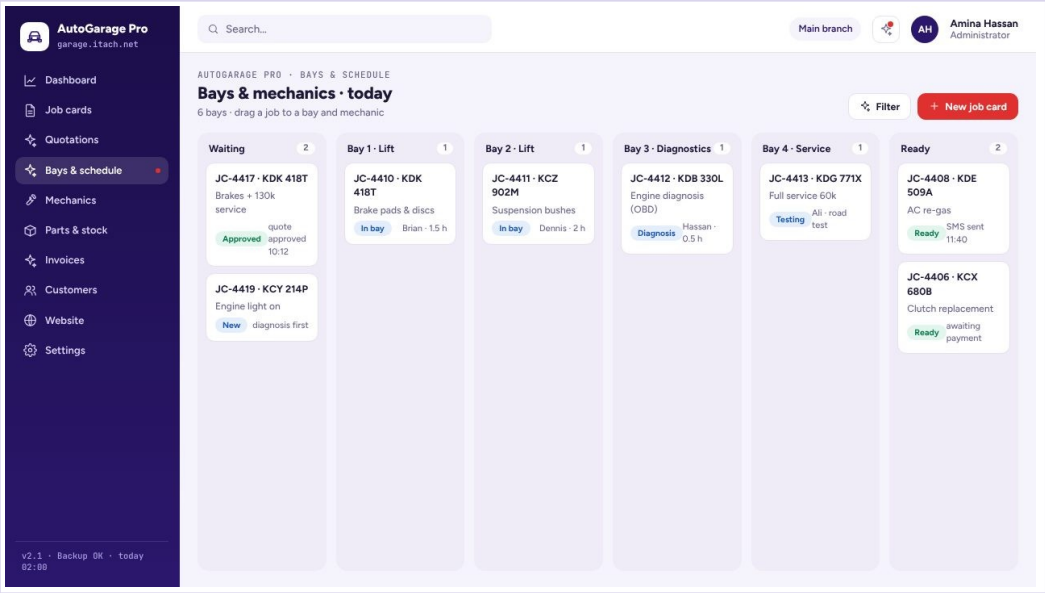

4

STEP 4

Mechanics work from the app

Mechanics tick off tasks, request parts from the store, record time and add photos. Parts are issued against the job card, so nothing goes unbilled.

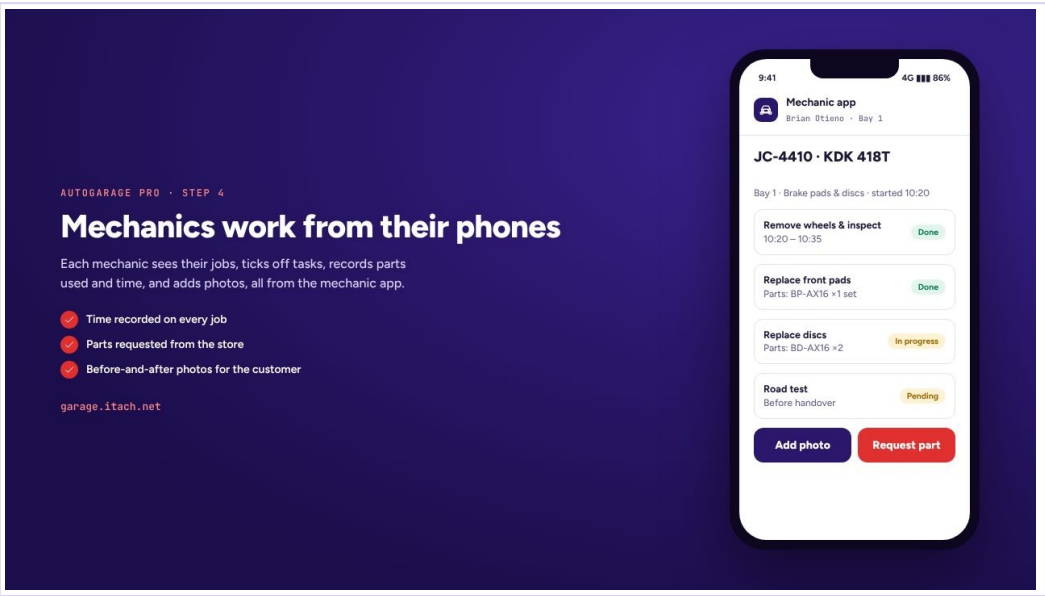

5

STEP 5

Invoice and capture M-Pesa automatically

Invoices are built from the job card. M-Pesa, Airtel Money and bank SMS payments are captured, matched to the invoice and the customer gets an instant reply.

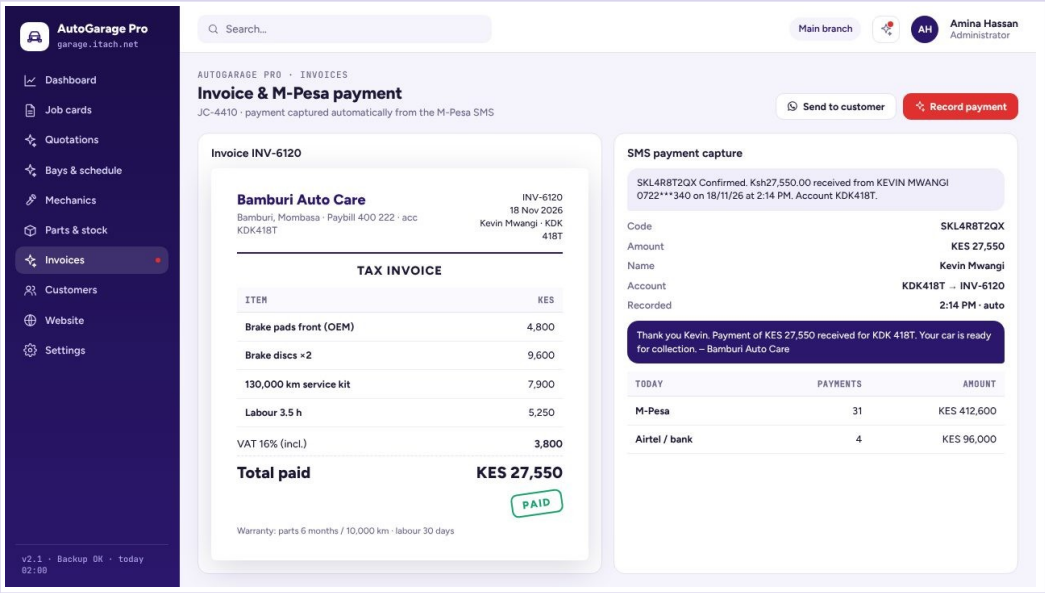

6

STEP 6

Your garage website and customer portal

Each garage gets its own website with online booking. Customers track repairs and see quotes, invoices, warranties and service history.

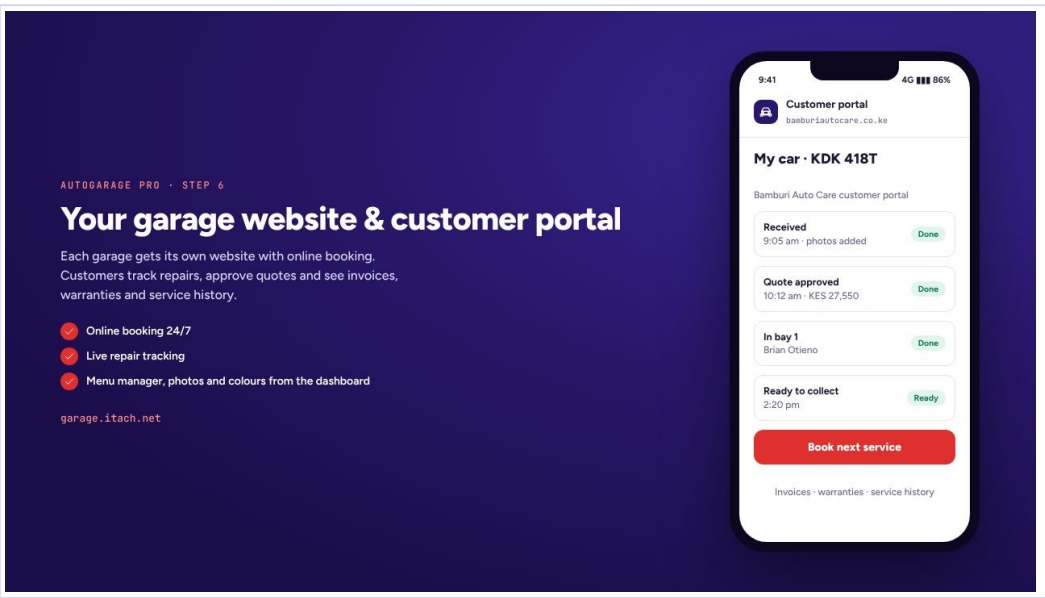

INCLUDED AS STANDARD

Every iTach system includes

Backup portal
Files and database backups, one-click restore, and automatic backups emailed daily, weekly or monthly.

Update portal
New features and fixes installed from the browser without losing data.

M-Pesa ready
STK push to PayBill, Till and Pochi la Biashara with automatic receipts.

SMS & email alerts
Receipts, reminders and notices via the iTach SMS gateway, email and WhatsApp.

Roles & audit trail
Users see only what their role allows; every change is logged.

Reports & exports
Dashboards with Excel, CSV and PDF exports for management and auditors.

Any device, nothing to install
Works in the browser on phones, tablets and computers, at its own web address.

Your brand, your colours
Logo, colours and menus set from the admin area, with a public page for your customers.

Getting started

1. **Free demo**
   We show you AutoGarage Pro online or at your office, using examples from your organisation.
2. **Trial login**
   Try it yourself with a demo account and sample data.
3. **Setup and data import**
   We set up your account, users and settings, and import your existing records from Excel.
4. **Training**
   Hands-on training for each role, plus simple guides for your team.
5. **Go live and support**
   Start using it with our support by phone, WhatsApp and email. Updates are installed from the browser.

NEXT STEPS

Questions & pricing

Where does my team log in?

At garage.itach.net from any computer, tablet or phone. Nothing to install. We can also set it up on your own web address.

Can I try AutoGarage Pro before paying?

Yes. Ask for a free demo, or a trial login to a demo account with sample data.

Is my data backed up?

Yes. Files and the database are backed up, can be restored in one click, and can be emailed to your backup address daily, weekly or monthly.

Does it send SMS and take M-Pesa?

Yes. It sends alerts through the iTach SMS gateway and supports M-Pesa STK push to PayBill, Till or Pochi la Biashara.

Can you move our existing records in?

Yes. We import your current lists from Excel during setup and train each role before you go live.

Pricing

Pricing depends on your number of users, branches and the modules you need. Request a free demo and we will send a clear written quote with no hidden fees.

READY TO SEE IT WORKING?

Request your free AutoGarage Pro demo

Call **0731 477 449 · 0722 449 247**
WhatsApp **0731 477 449**
Email **info@itach.net**
Online **itach.net/request-demo**
Visit **Sparki, Mombasa, Kenya**

Scan for the AutoGarage Pro page